

Problem of _____



Action



Results

PROBLEM = something bad; a situation that people would like to change

ACTION = what people *do* to try to solve a problem

RESULT = what happens as a result of the action; the effect or outcome of trying to solve the problem.

STORY MAP

Title: _____

Setting:

Characters: _____

Problem:

Event 1: _____

Event 2: _____

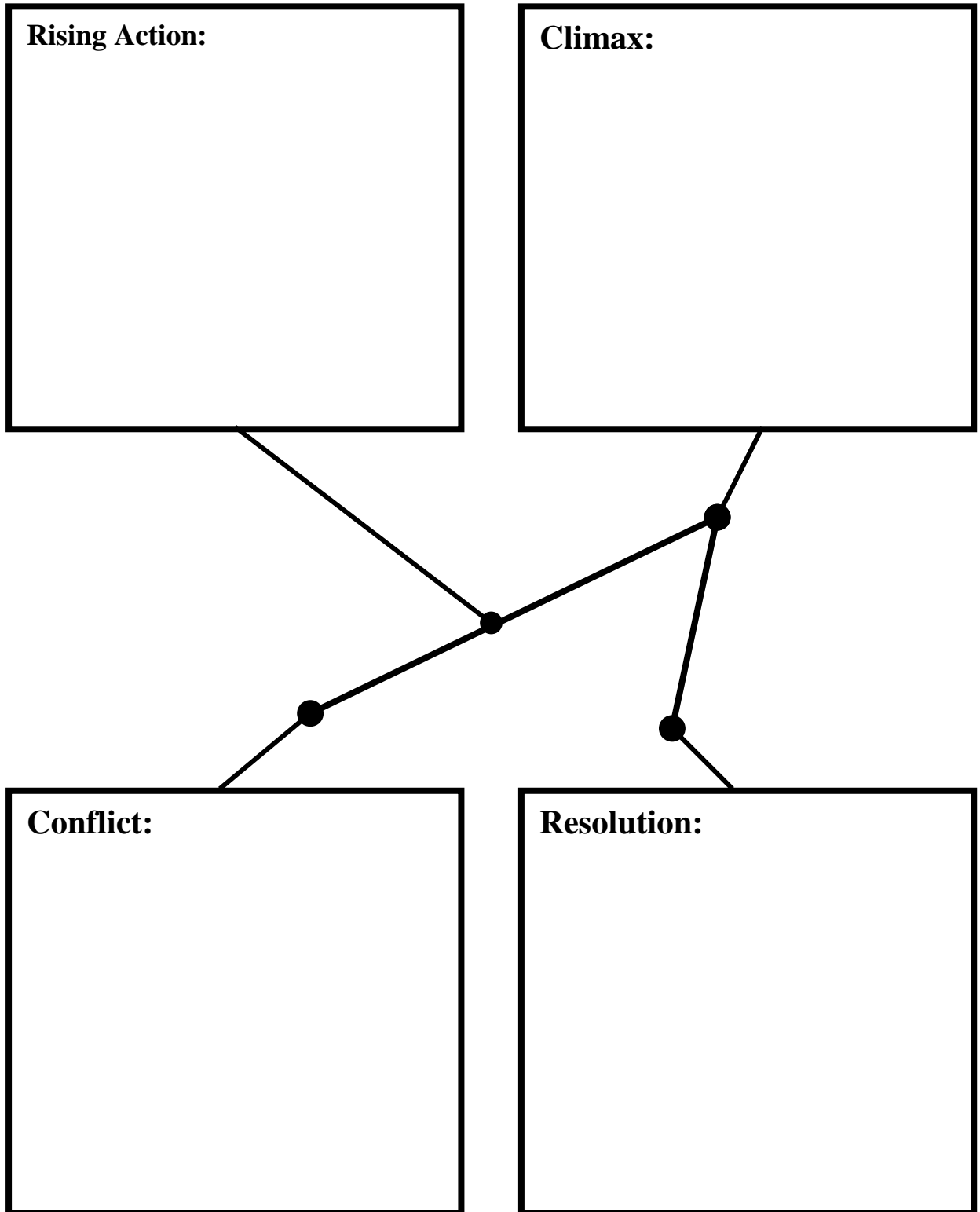
Event 3: _____

Event 4: _____

Event 5: _____

Solution

PLOT MAP



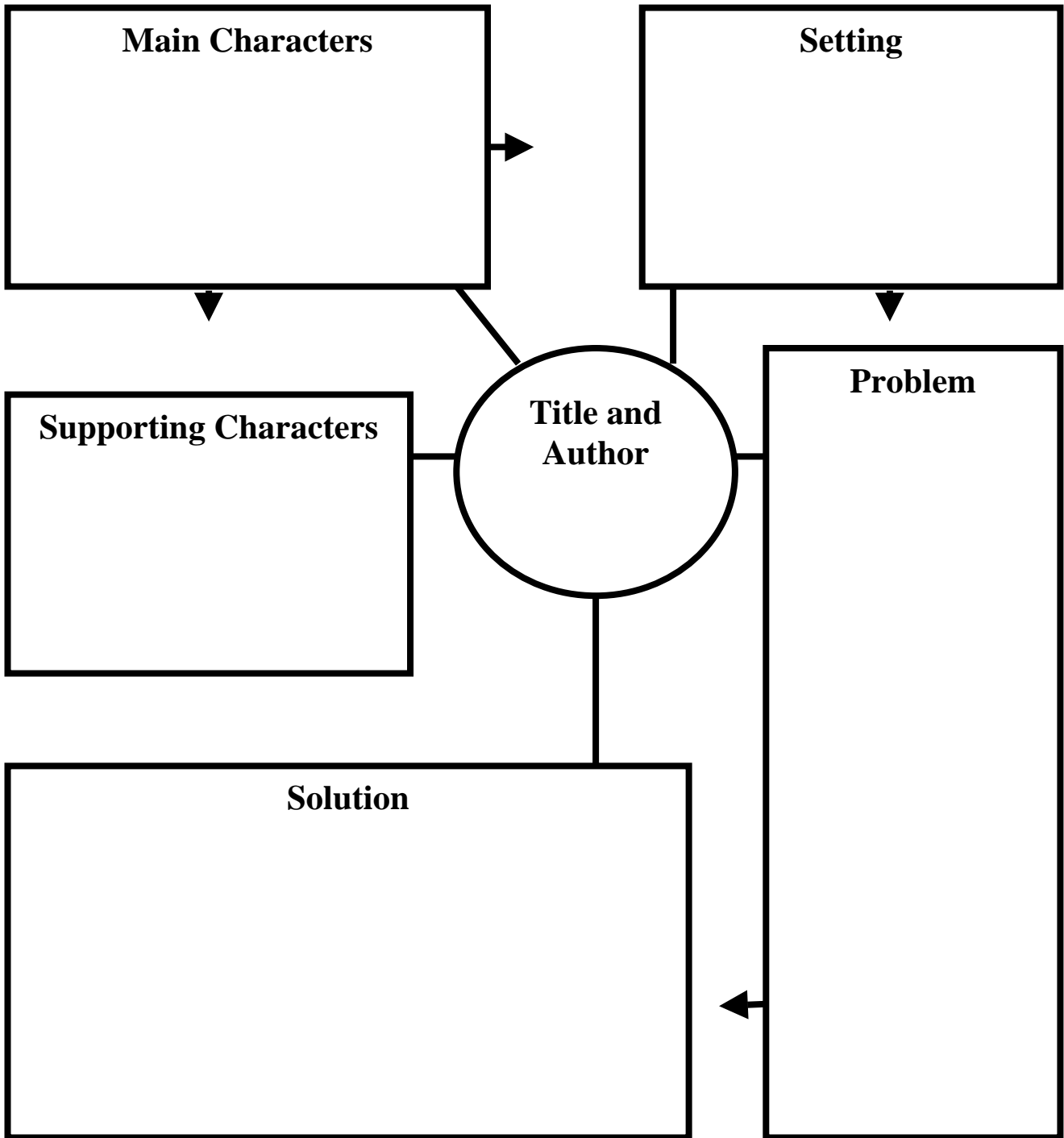
SETTING

Sketch of Set For:

Imagery: Descriptive Language helpful in designing this set.

Descriptive Language	Page	Descriptive Language	Page

STORY MAP #2



CONFLICT ANALYSIS

Conflict Analyst: _____

Title of Story: _____

Assignment Chapter(s) or Pages: _____

TYPE	EXPLANATION	PAGE	PARAGRAPH
------	-------------	------	-----------

People vs. People

Vs.			
Vs.			
Vs.			

Person vs. Him or Herself

Vs.			
Vs.			
Vs.			

People vs. Society

Vs.			
Vs.			
Vs.			

People vs. Fate

Vs.			
Vs.			
Vs.			

People vs. Nature

Vs.			
Vs.			
Vs.			

GO.19.19

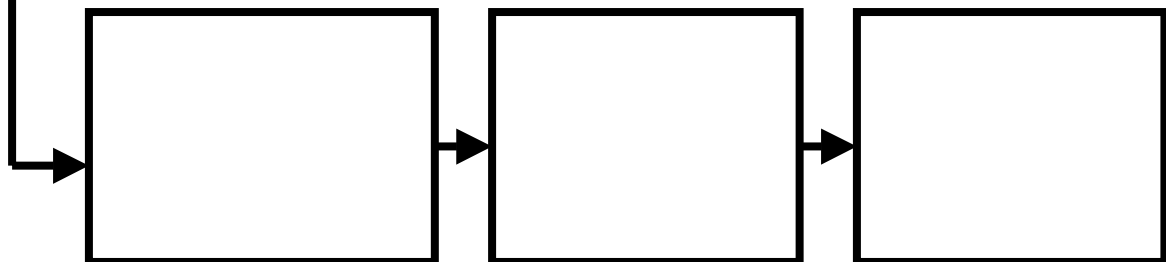
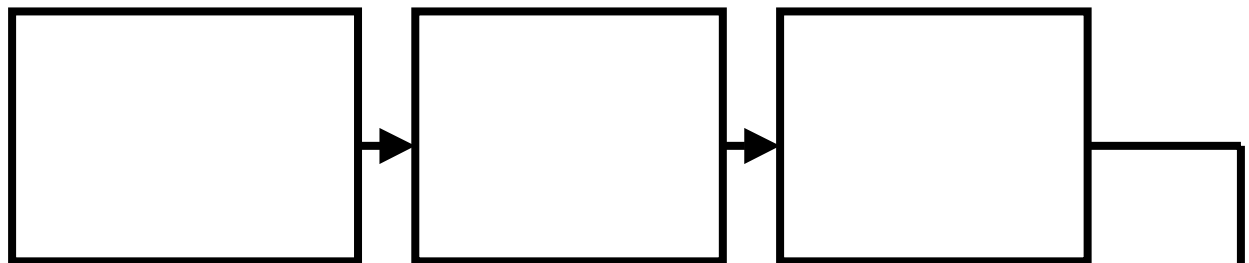
EPISODIC STORY MAP

Name: _____ Date: _____

Directions: Fill in the characters, setting (time and place), problem, and solution in the first box. The flow chart boxes below are for the various episodes in the story.

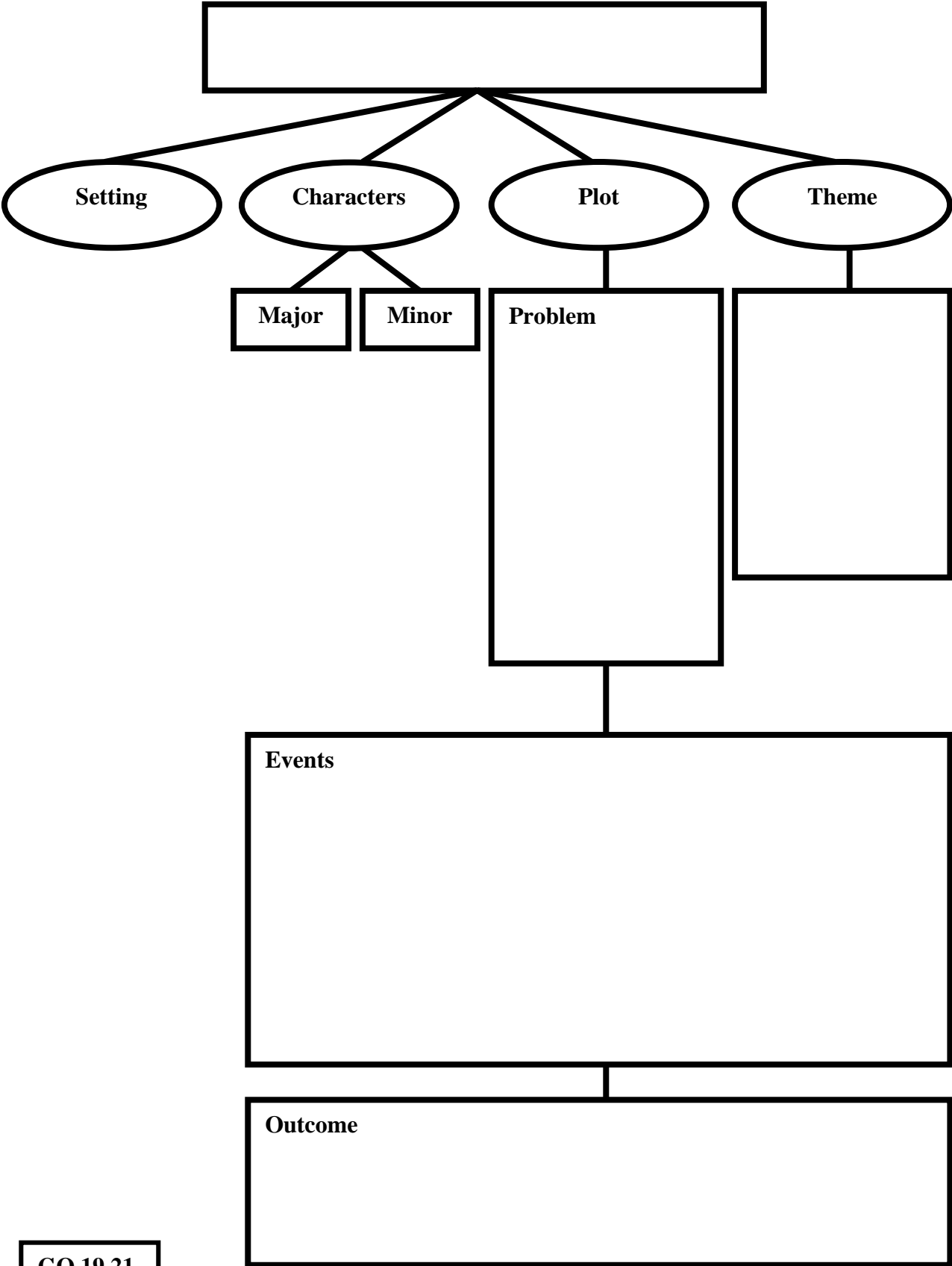
Title:

Setting, Characters, Problem, Solution



GO.19.20

STORY MAP MASTER



WRITE A STORY

STORY MAP

Name: _____ Date: _____

1. Setting (time and place): _____

2. Characters: _____

3. Conflict (problem): _____

4. Events: a) _____

b) _____

c) _____

d) _____

5. Climax: _____

6. Resolution: _____

7. Theme or moral: _____

Summarizer: _____

Title of Story: _____

Assignment Chapter(s) or Pages:

Summary of Today's Reading or Chapter

Key Points:

1.

2.

3.

4.

5.

6.

Summary: _____

STORY MAP #3

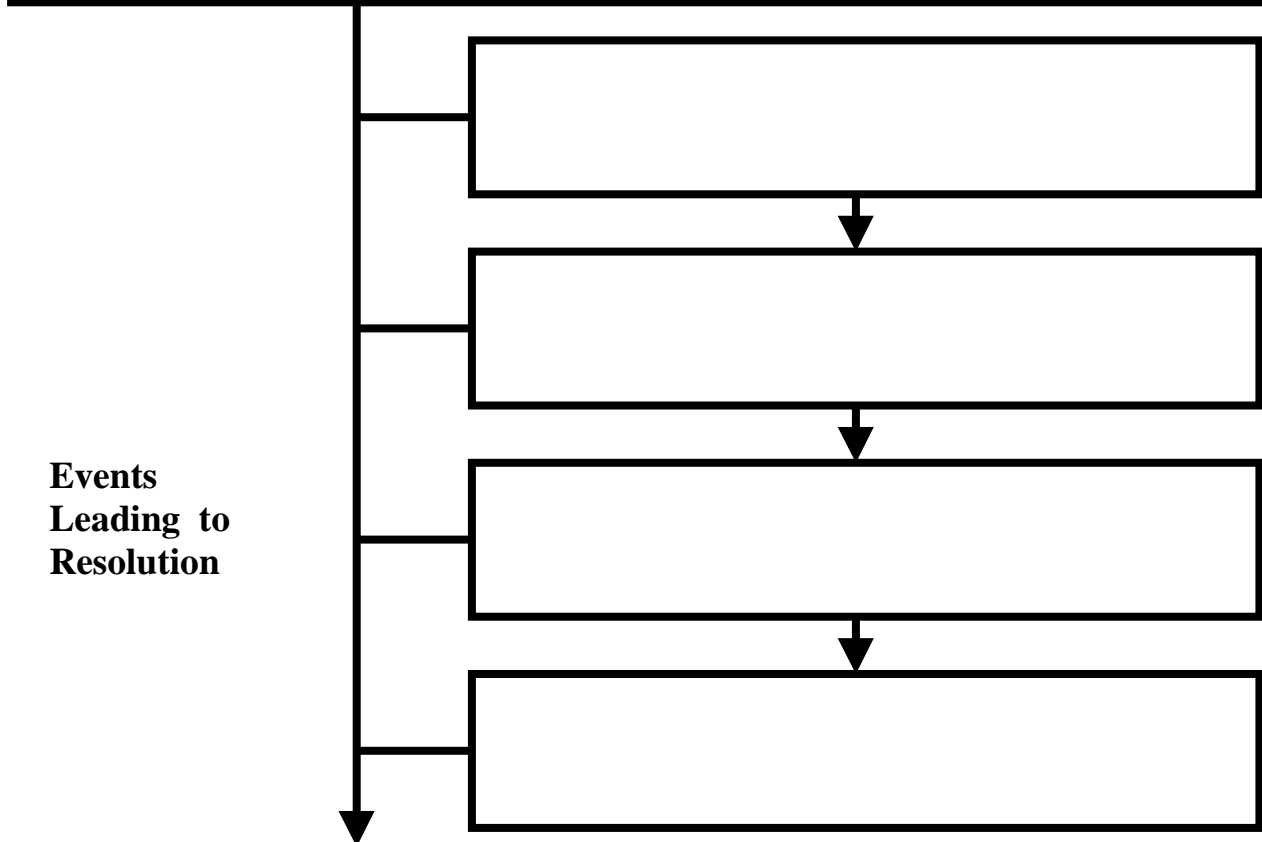
Title:

Author:

Setting:	Characters:
	Place:
	Time:



Problem:

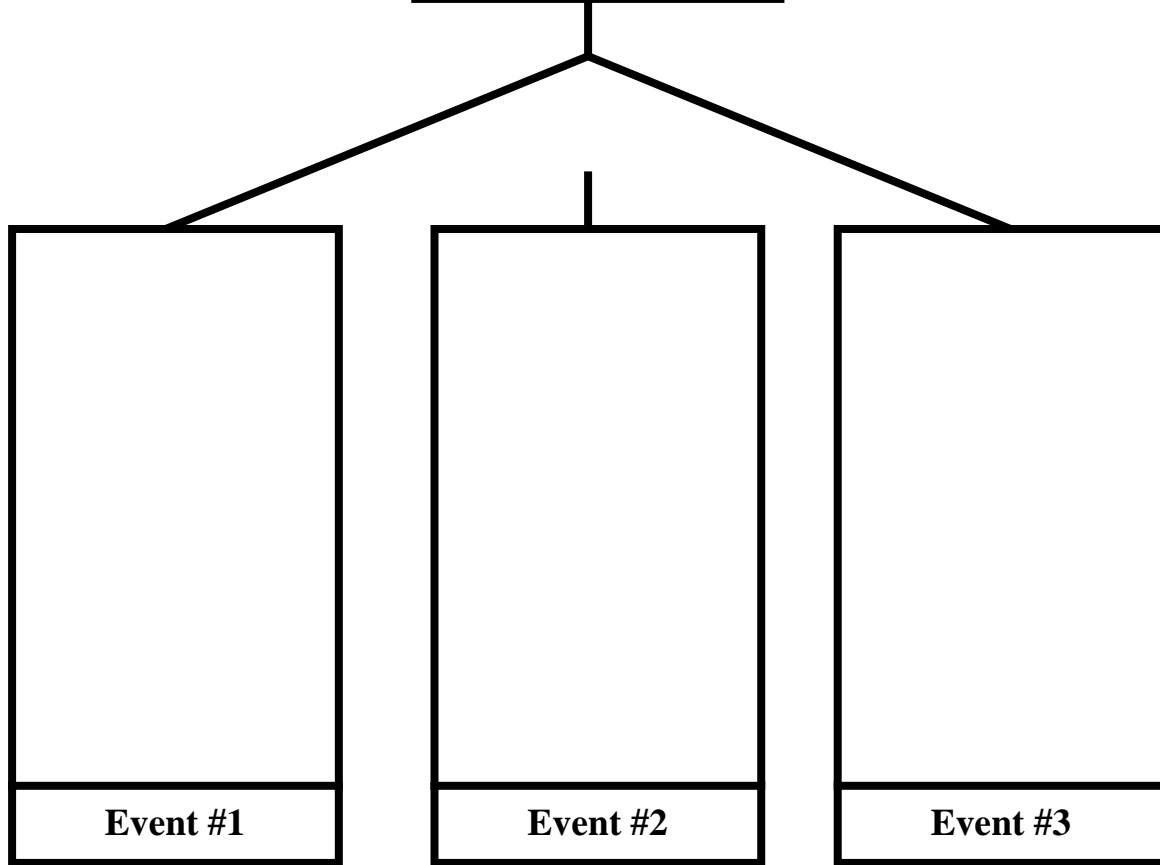
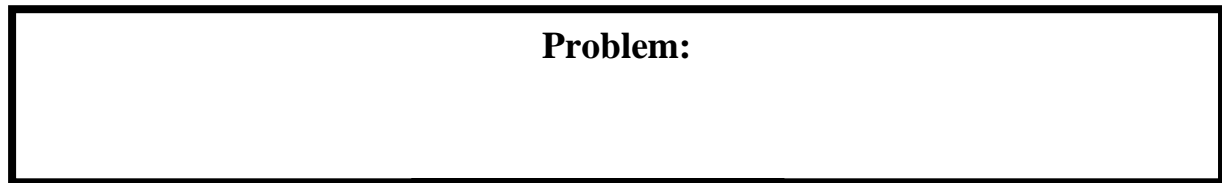


Resolution:

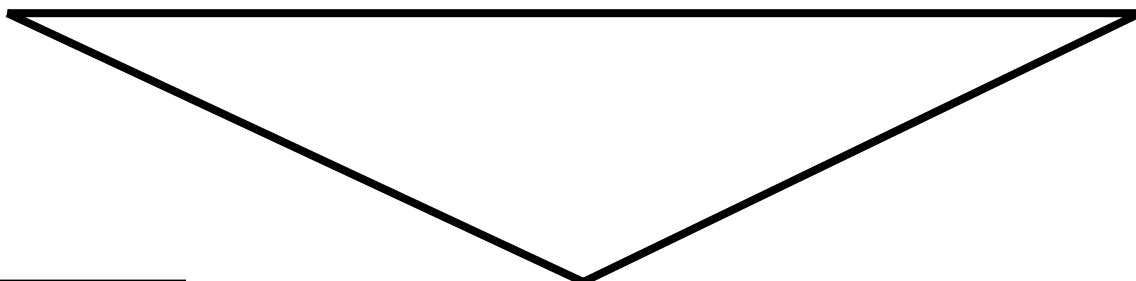
PROBLEM & SOLUTION DIAGRAM

Name: _____

Book Title: _____



Resolution



GO.19.25

SENTENCE MAP

Name: _____

Title: _____

By _____

The story takes place _____

_____ ●

_____ is a character in the story

who _____

_____ ●

A problem occurs when _____

_____ ●

The problem is resolved when _____

_____ ●

The story ends _____

STORY MAP #4

Name: _____ Date: _____

Title: _____

Author: _____

Setting:

Time: _____

Place: _____

Main Characters:

Problem:

Important Events:

1. _____

2. _____

3. _____

4. _____

5. _____

6. _____

Solution:

STORY MAP #5

Title: _____

Author: _____

Characters: _____

Setting

Place: _____
Time: _____

Problem:

--

Goal:

--

Event 1 _____

Event 2 _____

Event 3 _____

Event 4 _____

Event 5 _____

Climax (Turning Point)

--

Resolution (Conclusion)

--


GO.19.28



BOOK TITLE: _____

Name: _____ **Date:** _____

A Great Picture For A Book Cover




GO.19.29

BOOK TITLE: _____

Name: _____ **Date:** _____

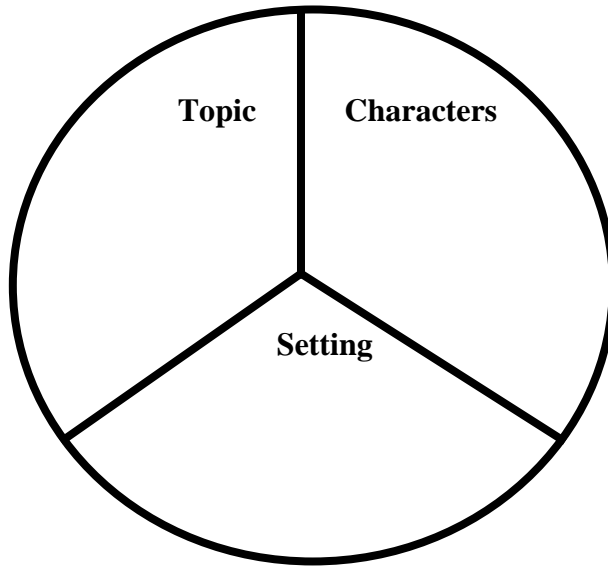
This is a picture of what would happen next.



GO.19.30

STORY MAP #6

Beginning



Middle

First...

Next...

Then...

**End
Finally...**

GO.19.31

PROMPT WRITING PLANNER

This story is about _____
(list main character and statement of purpose/story action)

The story takes place mostly in _____
(setting where most action takes place)

The problem or adventure is _____
(summarize the Main Event here)

It ends when _____
(solution/conclusion)

I will include 3 – 4 sentences describing each of the following:

(an unusual, interesting character)


(an interesting, important setting)

(an interesting, important object)


* Remember – Your Main Event is the longest, most important part of the story. Spend most of your time elaborating on this part – stretch it out, show slow motion action, the main character’s thoughts, feelings, and words!

AWESOME ENDINGS


Name: _____ Date: _____




Memory



Feeling



Decision



Wish or Hope

WRITING HELPER FORM

Main Character: Who is your story about?

Setting: Where does your story take place?

Kick Off: What happened to the character to cause him/her to do something?

Feeling: (response to the kick off): What are the character's feelings about what happened? (emotions, goals, desires, intentions or thoughts)

Plan: What will the character do? Think about the kick off and the internal response.

Attempt: How does the character solve the problem?

Attempt: _____

Attempt: _____

Attempt: _____

Attempt: _____

Wrap Up: What happened as a result of the action?
Is there a complication in the plan?

Feeling: How does the character feel about the consequence?

Feeling Words

Planning Words

Cohesive Ties

BRAINSTORMING FOR A DIAMANTE POEM

Name _____ Date _____

My topic is _____

Words to describe how
_____ look.

Words to describe what
_____ do.

Words to describe feelings
about _____.

Words that mean the same
as a _____.

GO.19.35

DIAMANTE POEM

Name _____ Date _____

